


Completing Learning Model Selection through Skyward

1. Log-in to [Skyward Family Access](#)



SKYWARD®

Unified School District 232
Educator / Student / Family Access

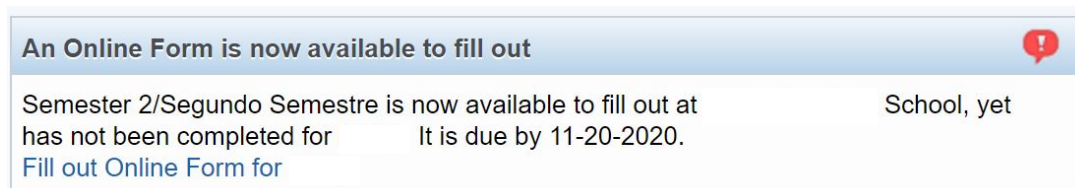
Login ID:

Password:

[Forgot your Login/Password?](#)

05.20.06.00.02

2. On the Home Screen, there will be a message regarding a form to complete:

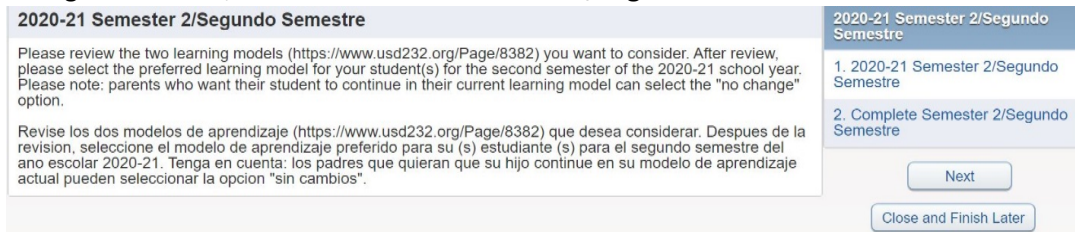


An Online Form is now available to fill out

Semester 2/Segundo Semestre is now available to fill out at [redacted] School, yet has not been completed for [redacted] It is due by 11-20-2020.
[Fill out Online Form for \[redacted\]](#)

You can also access this form on the left toolbar by selecting Online Forms > Learning Plan/Enroll

3. On right hand side, select **1. 2020-21 Semester 2/Segundo Semestre**



2020-21 Semester 2/Segundo Semestre

Please review the two learning models (<https://www.usd232.org/Page/8382>) you want to consider. After review, please select the preferred learning model for your student(s) for the second semester of the 2020-21 school year. Please note: parents who want their student to continue in their current learning model can select the "no change" option.

Revise los dos modelos de aprendizaje (<https://www.usd232.org/Page/8382>) que desea considerar. Despues de la revision, seleccione el modelo de aprendizaje preferido para su (s) estudiante (s) para el segundo semestre del ano escolar 2020-21. Tenga en cuenta: los padres que quieran que su hijo continue en su modelo de aprendizaje actual pueden seleccionar la opcion "sin cambios".

2020-21 Semester 2/Segundo Semestre

1. 2020-21 Semester 2/Segundo Semestre
2. Complete Semester 2/Segundo Semestre

4. Complete the Learning Plan and Enrollment selection; make your choice by using the pull down arrow

Step 1. 2020-21 Semester 2/Segundo Semestre (Required)

Completed 11/06/2020 11:52am

Families who want to continue with their children's current learning model do not need to take any further action, but do have the option of completing the form to confirm the learning model choice for their student(s).

Las familias que quieran continuar con el modelo de aprendizaje actual de sus hijos no necesitan realizar ninguna acción adicional, pero tienen la opción de completar el formulario para confirmar la elección del modelo de aprendizaje para su (s) estudiante (s).

Print

View Full Screen



Please review the two learning models (<https://www.usd232.org/Page/8382>) you want to consider. After review, please select the preferred learning model for your student(s) for the second semester of the 2020-21 school year. Please note: parents who want their student to continue in their current learning model can select the "no change" option.

This process will reflect your FINAL CHOICE of learning model and will start at the beginning of second semester (Jan., 20, 2021) and will remain effect for the rest of this school year.

Action Needed: It is time to select/confirm a learning model for your student for the second semester of the 2020-21 school year. This action must be completed by the end of the day Friday, November 20.

Previous Fall Selection:

<input type="text" value="No Change"/>	On-Site Learning (In-person)
	Optional Remote Learning (Parent Choice)
	No Change

Revise los dos modelos de aprendizaje (<https://www.usd232.org/Page/8382>) que desea considerar. Después de la revisión, seleccione el modelo de aprendizaje preferido para su (s) estudiante (s) para el segundo semestre del año escolar 2020-21. Tenga en cuenta: los padres que quieran que su hijo continúe en su modelo de aprendizaje actual pueden seleccionar la opción "sin cambios".

Este proceso reflejará su ELECCIÓN FINAL de modelo de aprendizaje y comenzará al comienzo del segundo semestre (20 de enero de 2021) y permanecerá vigente durante el resto de este año escolar.

Acción necesaria: Es hora de seleccionar / confirmar un modelo de aprendizaje para su estudiante para el segundo semestre del año escolar 2020-21. Esta acción se completará antes del viernes 20 de noviembre.

Selección de otoño anterior

<input type="text" value="Ningun cambio"/>	Aprendizaje en Sitio (En persona)
	Aprendizaje Remoto Opcional (Elección de los Padres)
	Ningún cambio

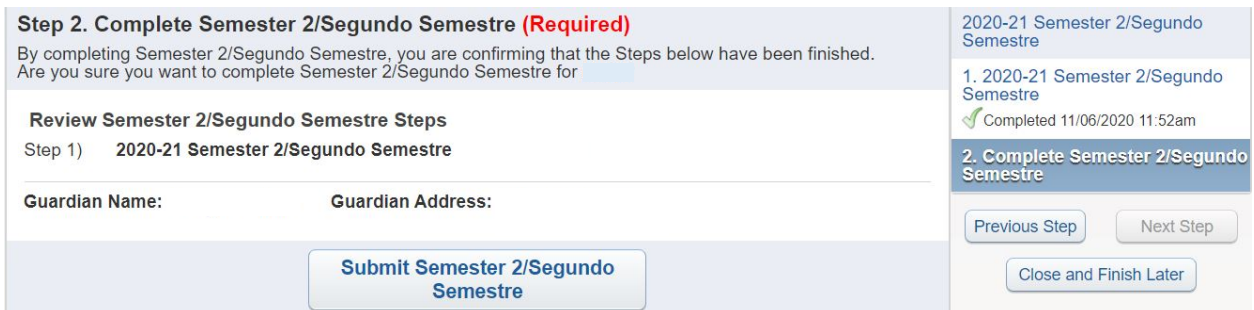
5. After completing survey, select **Complete Step 1 and move to Step 2** at bottom of the screen. Please note that you must make a selection to continue.



6. From the right menu, select **Step 2: Complete Semester 2/Segundo Semestre:**



7. Here you will click on **Submit Semester 2/Segundo Semestre:**



8. You will get this message on your screen when your form has successfully been submitted

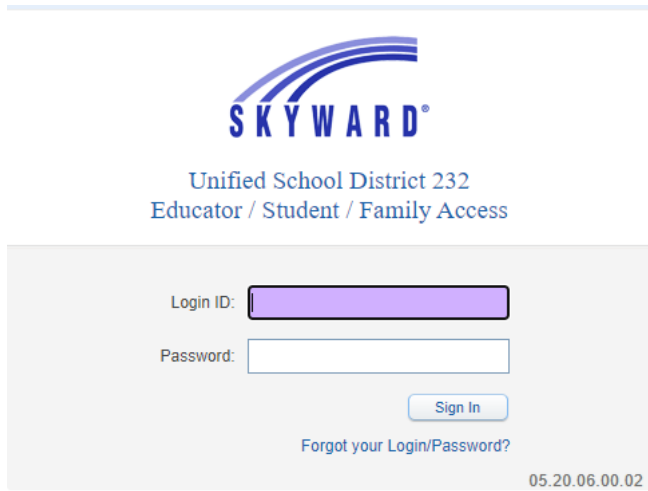
✔ Semester 2/Segundo Semestre was **successfully completed** and submitted to the district

[Go back to review completed steps](#)

[Mark Semester 2/Segundo Semestre as not completed and make changes](#)

If you do not remember your Family Access password, click on the “Forgot your Login/Password” link on the login page.

Link: [Forgot Login/Password](#)



SKYWARD®

Unified School District 232
Educator / Student / Family Access

Login ID:

Password:

[Forgot your Login/Password?](#)

05.20.06.00.02

If you have trouble logging in to Skyward Family Access, please let us know by sending an email message to information@usd232.org.